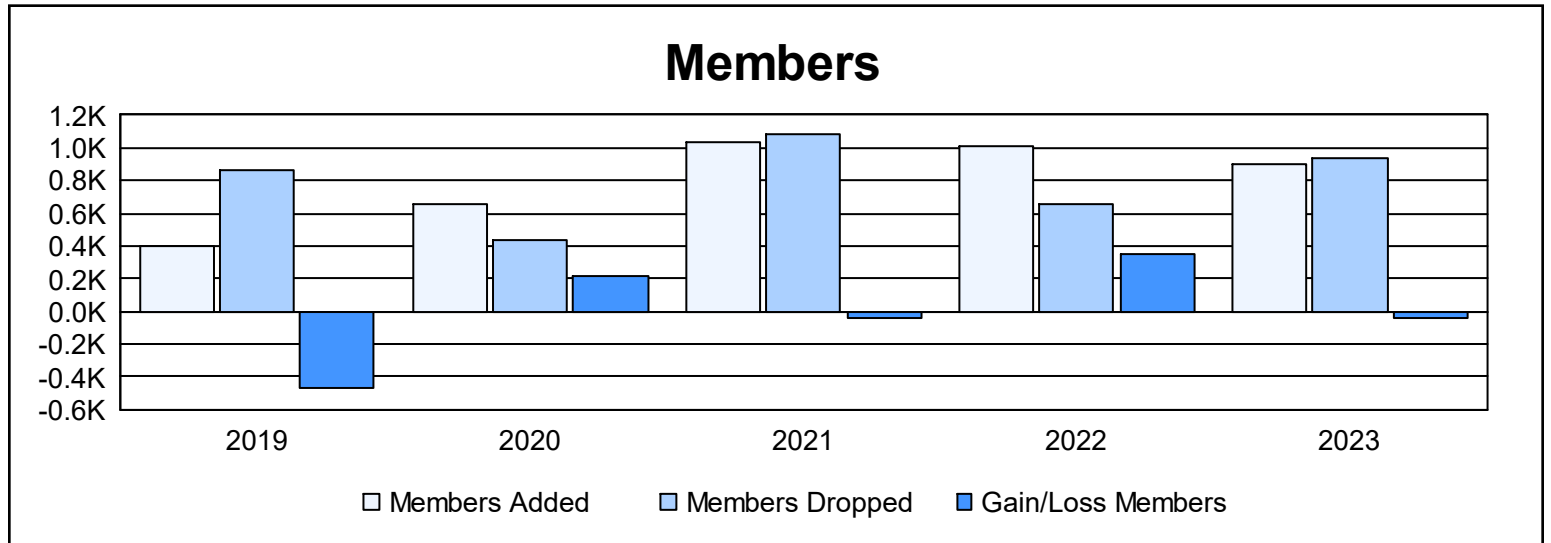
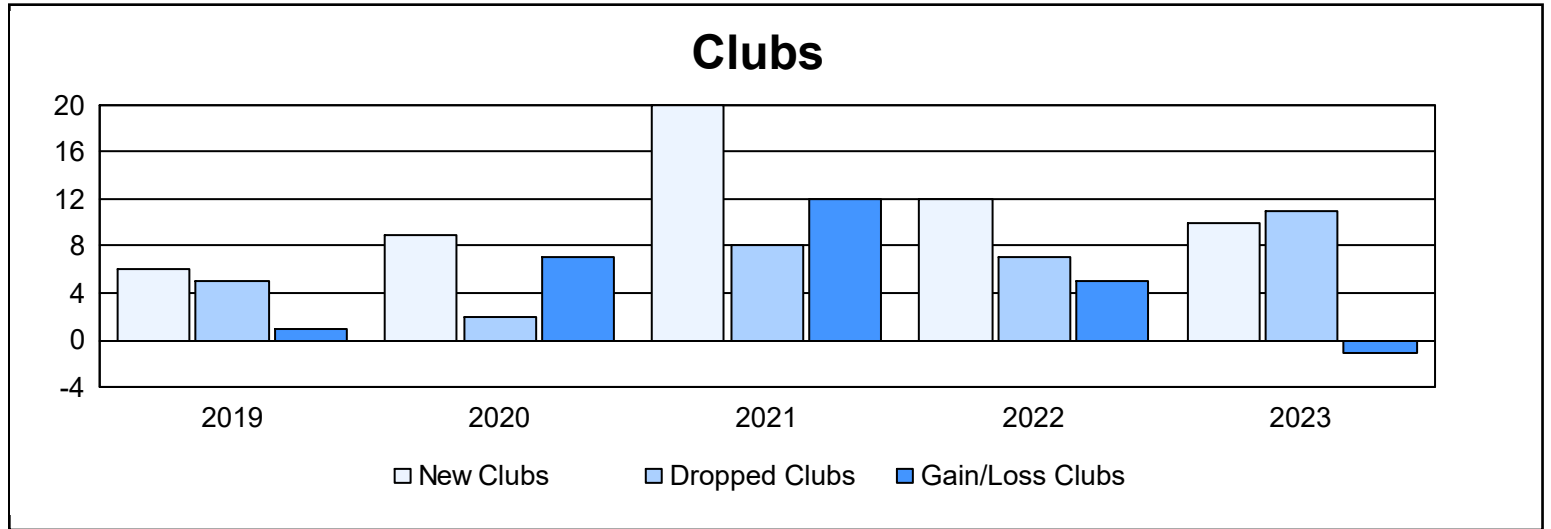
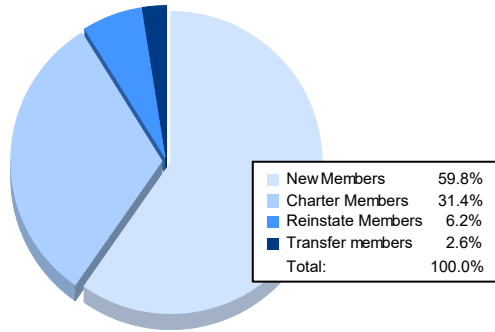


| Year | New Clubs | Dropped Clubs | Gain/ Loss Clubs | New Members | Charter Members | Reinstate Members | Transfer Members | Total Member Added | Total Members Dropped | Gain/ Loss Members |
|----------------|-----------|---------------|------------------|-------------|-----------------|-------------------|------------------|--------------------|-----------------------|--------------------|
| 2018-2019 | 6 | 5 | 1 | 215 | 155 | 24 | 5 | 399 | 862 | -463 |
| 2019-2020 | 9 | 2 | 7 | 363 | 253 | 27 | 9 | 652 | 431 | 221 |
| 2020-2021 | 20 | 8 | 12 | 486 | 496 | 41 | 16 | 1,039 | 1,078 | -39 |
| 2021-2022 | 12 | 7 | 5 | 522 | 374 | 107 | 13 | 1,016 | 662 | 354 |
| 2022-2023 | 10 | 11 | -1 | 537 | 282 | 56 | 23 | 898 | 935 | -37 |
| Average | 11 | 7 | 5 | 425 | 312 | 51 | 13 | 801 | 794 | 7 |



Membership Composition June 2023 Cumulative



Gender Composition June 2023 Cumulative

